

AM-RS232

RS-232 Extender Kit

Installation Instructions

For Use with Linear's
Access Control Systems



USA & Canada (800) 421-1587 & (800) 392-0123
(760) 438-7000 - Toll Free FAX (800) 468-1340
www.linearcorp.com

PRODUCT DESCRIPTION

The Model AM-RS232 kit allows extending the RS-232 connection up to 1000 feet from a Linear AE1000Plus, AE2000Plus, or AM3PLUS access control panel to a programming or monitoring computer running Linear's AccessBase2000 software.

The kit contains an RS-232 sender and receiver pair for sending the data over a Cat-5e cable up to 1000 feet. A plug-in power supply connects to the sender unit for power. The 6-foot Serial cable included in the kit connects the sender unit to the PC. Linear's A2C-DB9 (ACP00415) access control serial interface cable is included in the kit to connect the receiver unit to the RS-232 port of the access control panel. Cat-5e cable is not included in the kit.

The kit also includes a USB to Serial adapter. The adapter can be used to interface with PC computers that do not provide external COM port connectors, but do have an available USB port connector. If the PC computer has an available COM port connector, the USB to Serial adapter is not required.

A software driver CD is included to install on the PC to operate the USB to Serial adapter and assign a COM port number to the adapter. COM ports 1-8 are supported by the AccesBase2000 software.

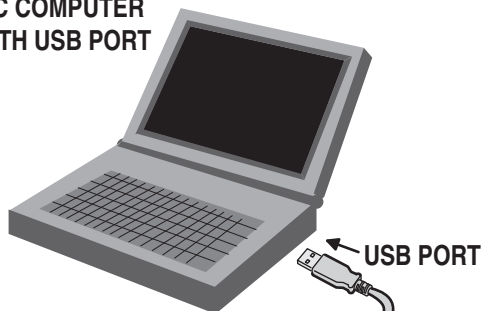
LINEAR LIMITED WARRANTY

This Linear product is warranted against defects in material and workmanship for twelve (12) months. **This warranty extends only to wholesale customers** who buy direct from Linear or through Linear's normal distribution channels. Linear does not warrant this product to consumers. Consumers should inquire from their selling dealer as to the nature of the dealer's warranty, if any. **There are no obligations or liabilities on the part of Linear LLC for consequential damages arising out of or in connection with use or performance of this product or other indirect damages with respect to loss of property, revenue, or profit, or cost of removal, installation, or reinstallation.** All implied warranties, including implied warranties for merchantability and implied warranties for fitness, are valid only until the warranty expires. **This Linear LLC Warranty is in lieu of all other warranties express or implied.**

All products returned for warranty service require a Return Product Authorization Number (RPA#). Contact Linear Technical Services at 1-800-421-1587 for an RPA# and other important details.

COMPONENT CONNECTIONS

PC COMPUTER WITH USB PORT



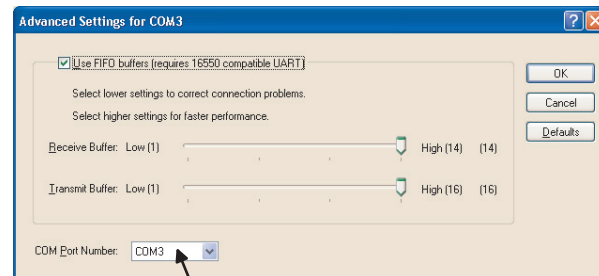
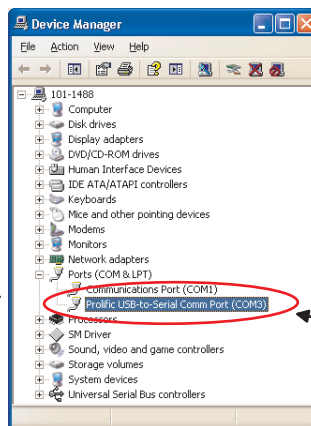
USB PORT

INSTALLATION

1. INSTALL THE USB TO SERIAL DRIVER FIRST
2. CONNECT THE USB CABLE, WAIT FOR WINDOWS TO DETECT IT
3. USE WINDOWS DEVICE MANAGER TO CHECK THE COM PORT NUMBER

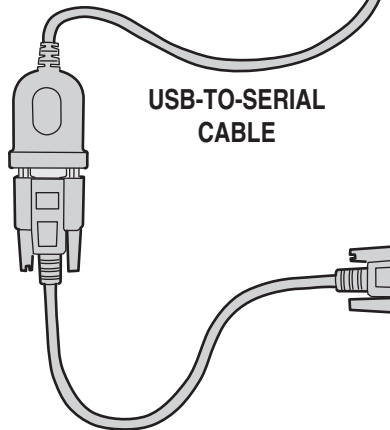
WINDOWS XP
GET TO DEVICE MANAGER FROM:
CONTROL PANEL, SYSTEM, HARDWARE,
DEVICE MANAGER

WINDOWS 7
GET TO DEVICE MANAGER FROM:
CONTROL PANEL, HARDWARE & SOUND,
DEVICE MANAGER



COM PORT NUMBER CAN BE CHANGED BY:
RIGHT CLICK ON PORT, THEN PROPERTIES,
PORT SETTINGS TAB, ADVANCED

USB-TO-SERIAL CABLE



6-FOOT
SERIAL
CABLE

**RS232
extender S**
RS232
EXTENDER
SENDER

PLUG-IN
POWER
SUPPLY



**CAT-5e CABLE
UP TO
1000 FEET
(Not Included)**

**RS232
EXTENDER
RECEIVER**

**RS232
extender R**

**AE1000Plus
AE2000Plus
OR AM3Plus
PANEL**

**A2C-DB9
CABLE**

